

Control4



redwood

About

Red Wood General Trading LLC, known as Redwood Technologies was established in 2011 by British engineer, Nathan Williams.

With a background in industrial engineering processes in the UK and after 4 years of UAE experience in the home technologies industry, Nathan identified a gap in the market for customer-centric and cost-competitive AV and home automation solutions. Around the same time, US manufacturer and now number 1 in luxury residential automation, Control4, was making headway into the Middle East; establishing distribution offices and looking for reliable partners to help gain a foothold on the market.

Since this time, Redwood has been the go-to solution provider for Control4 in the UAE, whilst also supporting new integrators throughout the country and other parts of the Middle East, facilitating Control4's penetration of the local market.

Although originally established for luxury residential projects, Redwood extended offerings into commercial environments from the very beginning, providing solutions for the likes of Emirates Airline, Atkins Global, Nakheel, Chalhoub and partnering with Du Telecom all within the first 4 years of operation; delivering world-class AV solutions from conceptualisation, through installation and beyond with after-sales services.

Nathan's philosophy of maintaining an efficient and self-motivated workforce shines through, with over 150 completed high-end projects to date, with a relatively small, but elite team of professionals.



15+
Years
of experience



Who Are We ?

Redwood Technologies (RED WOOD GENERAL TRADING LLC) is now trading for our fourteenth year as an expert in this field, and in particular with Control4. We are proud to say we have been at the forefront of Control4's penetration into the UAE and GCC markets throughout this time; supporting customers, the distributor and many new dealers/installers as they start out down this path. Our team of engineers and background staff cover all facets of smart home system integration from conceptualization through to after-sales support. We have dedicated staff for design/documentation, project management, installation, programming, tech support and maintenance/AMC contracts. We have served in the top tier of Control4's dealership rankings (most recently categorized as "Diamond") since the initiative was introduced 12 years ago, and we have been given several achievement awards over the years for our contributions.

redwood



A Smart Building

"A dwelling incorporating a communications network that connects the key electrical appliances and services, and allows them to be remotely controlled, monitored or accessed."

2003 UK Department of Trade and Industry (DTI)

[See Video](#)



Smart Home as a Living Nervous System



SENSORS

INPUTS AND
INFORMATION GATHERING



Motion Sensor



Temperature
Sensor



Door/Window
Sensor



Voice Assistant



LOGIC

PROGRAMMING

- If motion is detected and it's after sunset

- If nobody is home and the door is unlocked

- If the temperature drops below 20°C

- If voice command is "Good night"



ACTIONS

ACTUATORS AND
HARDWARE



Smart Lights




Thermostat




Smart Lock



Smart Blinds



Our
Solutions



Our
Projects



User's
Interface



Our
Brands



See Video

Return To Main

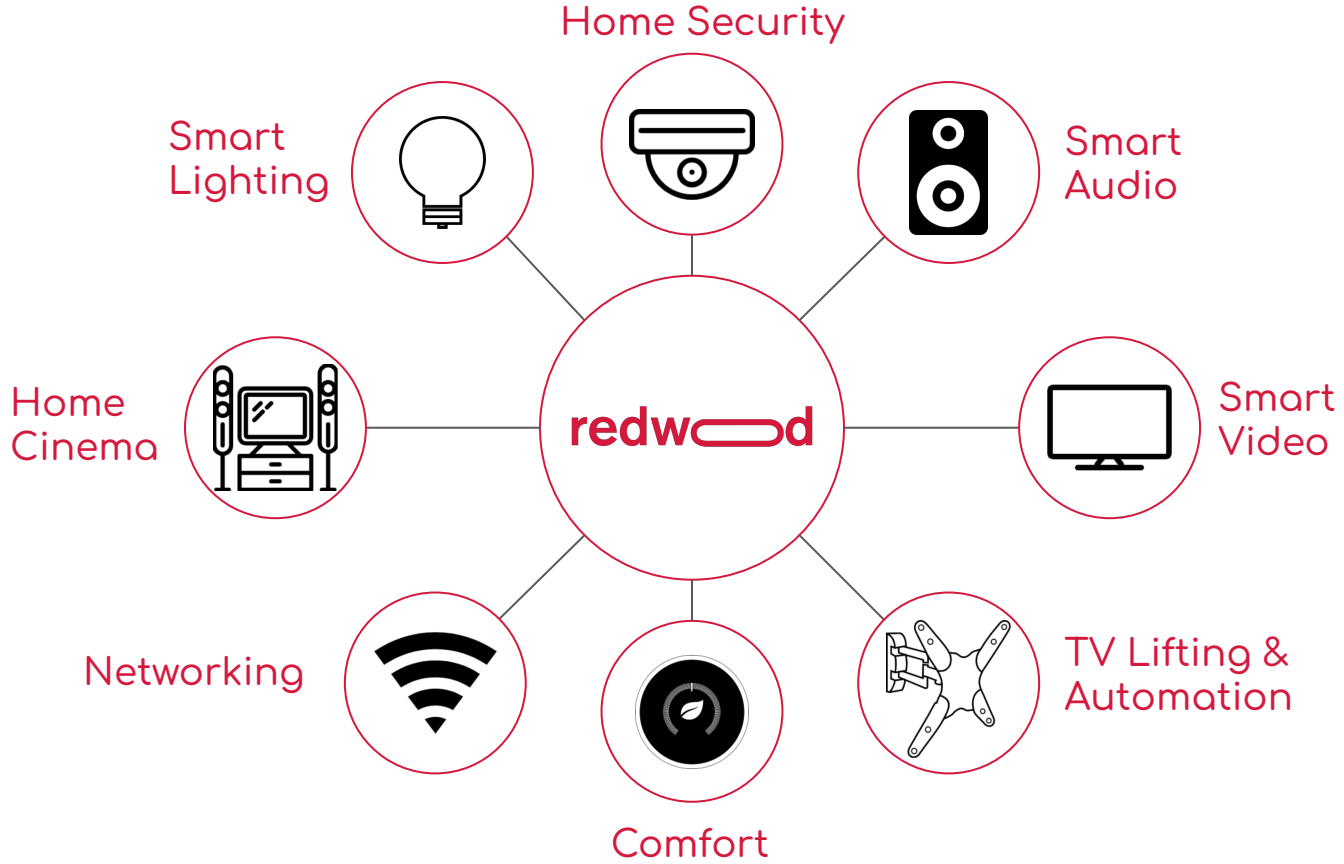




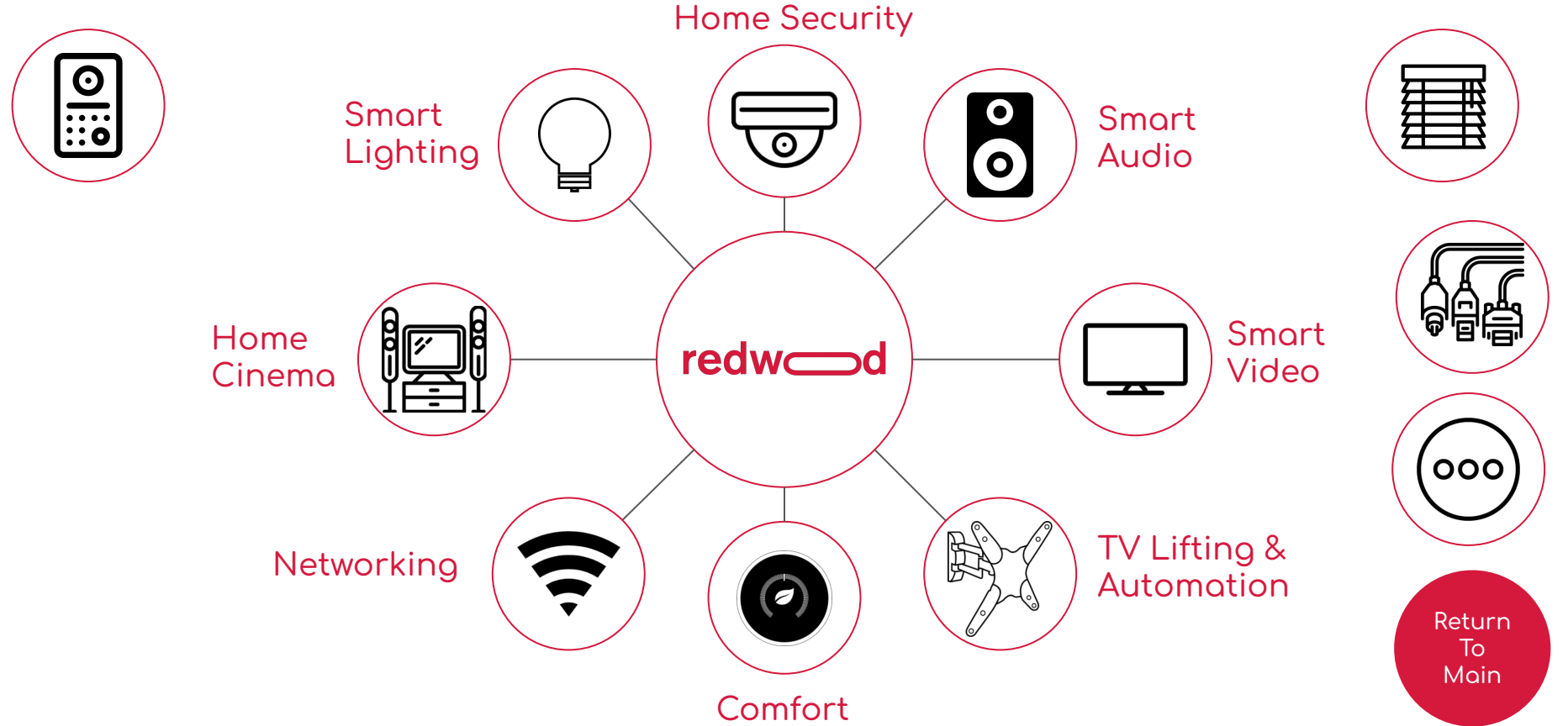




Control 



Return
To
Main



Smart Voice Control

Dinner's ready

Play My Favorite Song

I am Home

Turn Off House

Turn On AC

Close Bedroom Curtains

[See
Video](#)





[Return
To
Main](#)



Smart Lighting

Smart Lighting Brings Elegance, Ambiance, convenience and energy efficiency to your whole home.

**See
Video**



Return




Control4®




[Return](#)

Control4®



Return

Control4®






[Return](#)




basalte



202-01 brushed aluminium




202-02 brushed dark grey



202-05 bronze




202-07 brushed nickel



301-06 fer forgé grey



301-17 fer forgé gunmetal



202-03 brushed black



202-04 satin white




202-08 brushed brass



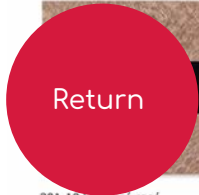
202-20 soft copper



301-18 fer forgé bronze



301-19 fer forgé rosé





Messaging

“Someone at the door”

“Water leak detected”

“Alarm System has been activated”

[See
Video](#)





Intercom

- Programmed to call any/all Control4 touch screens
- From Touch screen broadcast to any other touch screen or SIP based device
- Set up baby Monitor on touch screen
- Privacy and Do Not Disturb settings

**See
Video**



Return





 **LUMA**[™]
SURVEILLANCE





Return

Paradigm



Return

Outdoor Speakers



[Return](#)

Outdoor Speakers



[Return](#)

Outdoor Speakers



Outdoor Speakers



[Return](#)

Lite Audio Speakers

- All-in-one Wireless Multi-Room WiFi Ceiling Speakers combine an Amplifier
- Multi-Room stream to up to 30 master speakers using the Lite Audio app (available on iOS and Android)
- Stream audio from any app to any master speaker - offering you complete flexibility

[See Video](#)



[Return](#)



BATHROOM

KITCHEN

LOUNGE



Return

Multi-Room Video



Return

Multiple Video Inputs

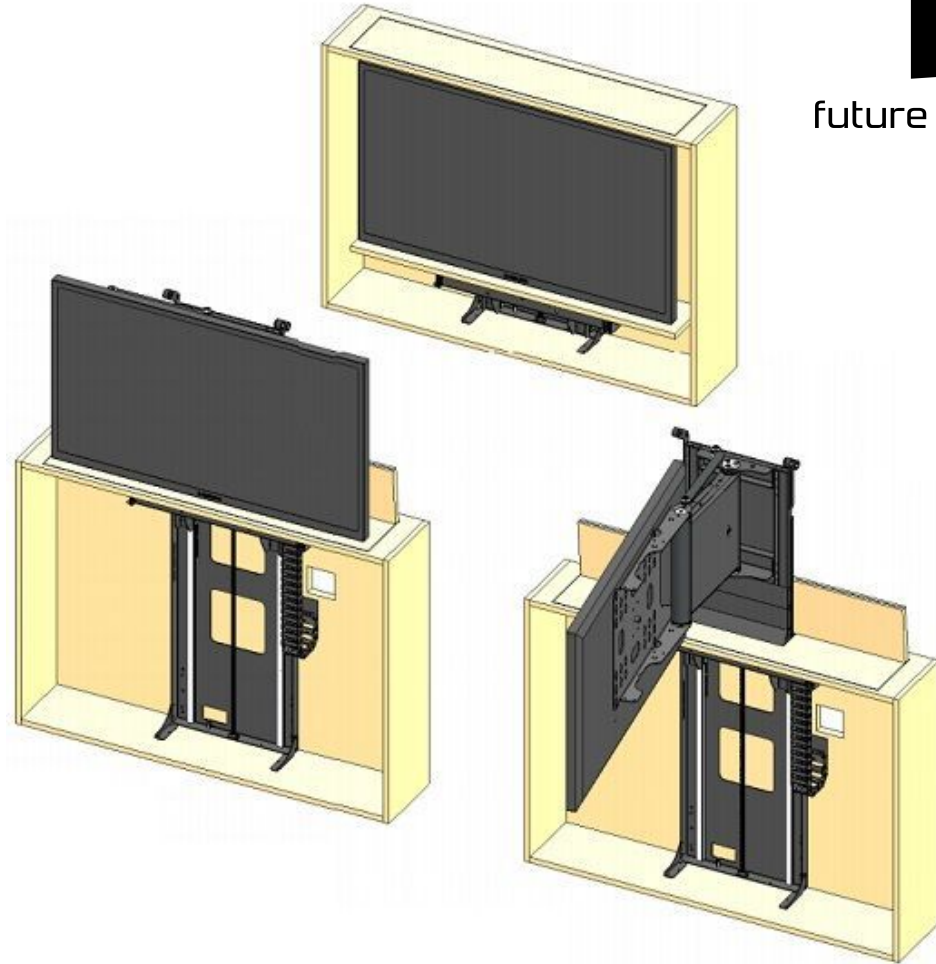


Return





future automation



EXCEPTIONAL
AUTOMATED SOLUTIONS
FOR
SMART HOMES AND
COMMERCIAL SPACES

See
Video

Return



AL965
TELESCOPIC TV LIFT FOR
50"-65" SCREENS

See
Video



future automation

Return






future automation



LSM-S
TV LIFT & SWIVEL 32"-65"

See
Video

Return

A white, rectangular TV lift stand with a swivel base. The stand consists of a wider, lower base and a narrower, taller upper section. A white label is attached to the front of the base. The background is dark, and a white wall is visible on the right side.

LSM-S-BE - TV Lift With Swivel



future automation



UBLS
TV UNDER BED LIFT &
SWIVEL (max. 65")



See
Video

Return





future automation



PLF
IN FLOOR TV LIFT


See
Video

Return





future automation




PD
PROJECTOR LIFT
(PD2.5-400)



See
Video

Return

C-SEED Outdoor Unfolding TV




See
Video

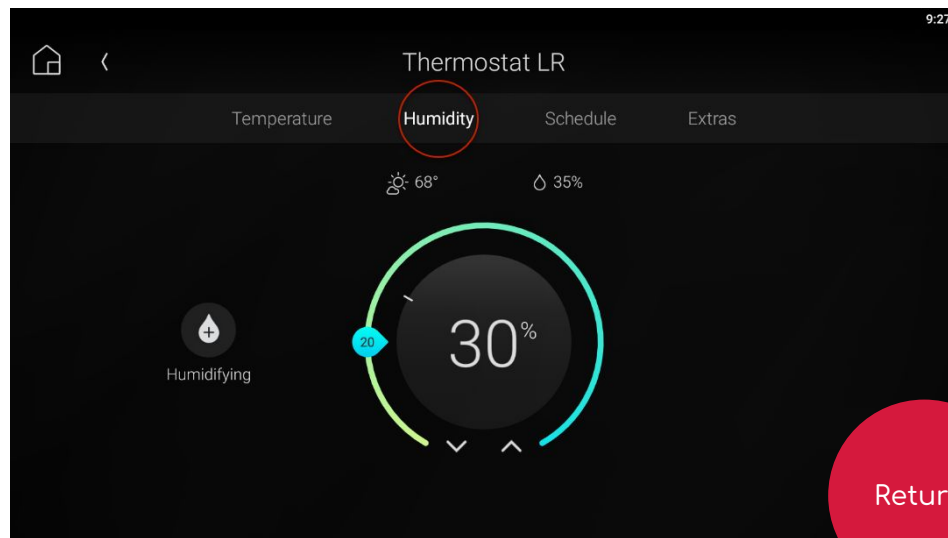
Return







Enjoy a Consistently comfortable and inviting home that automatically responds to your life and maximizes energy savings.



See
Video

Return

Control 



Curtain Control

- Create schedules to Open/Close Curtains
- Add curtain control to your favourite lighting scene
- Control any curtain from any room, or all from one place

**See
Video**



Return





Return

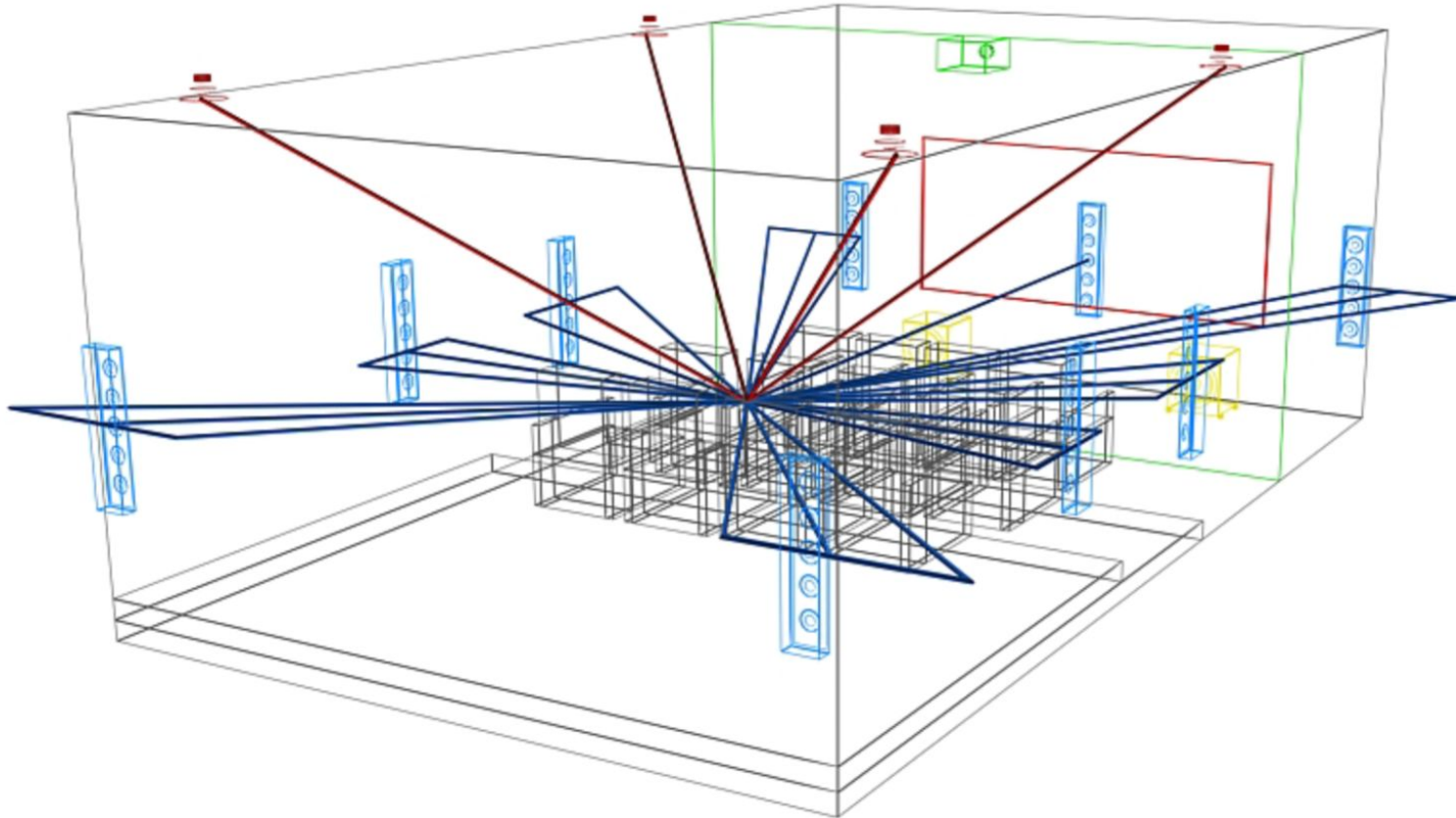
Award-winning Araknis networks are engineered specifically to improve multimedia streaming.



[Return](#)



Return



Dedicated Home
Theatre

Experience the Cinema at
home



JVC

Return



See
Video



Return



Control4®


future automation

 **UBIQUITI**
NETWORKS

TENSE

basalte

A THEM®

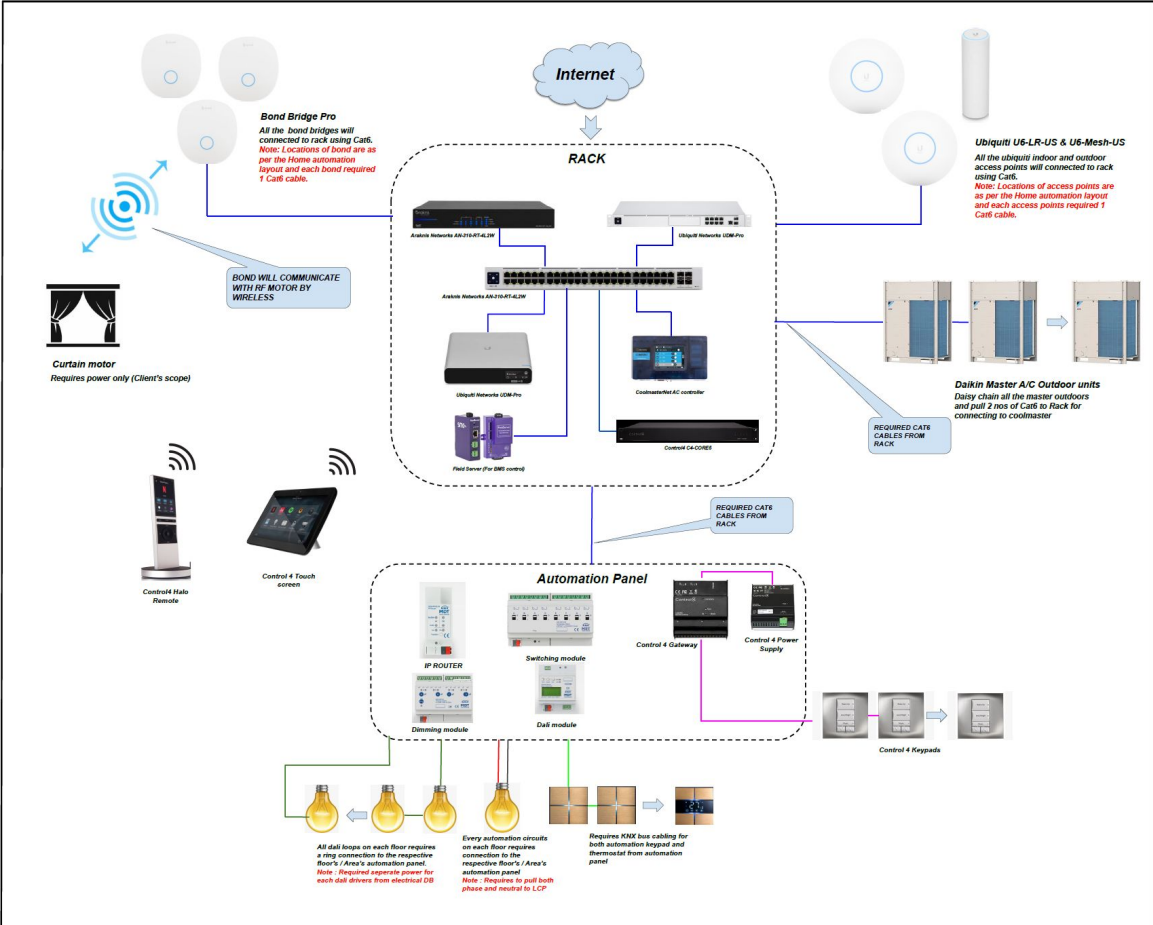

Paradigm®

MDT
TECHNOLOGIES

ARCAM

 **LUTRON®**

Return
To
Main

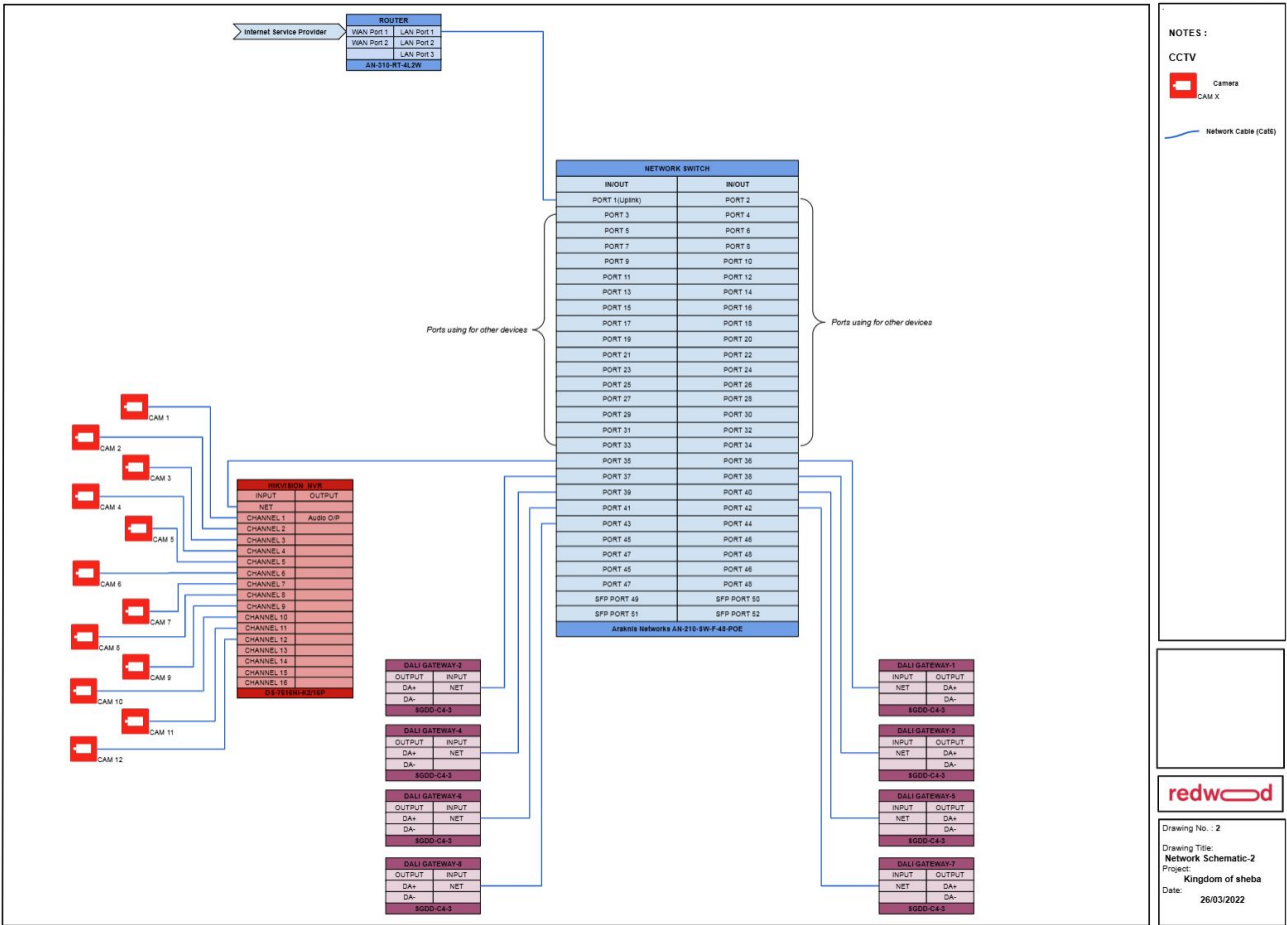


- NOTES :**
- Cat5 Cable
 - Phase
 - Neutral
 - Dali cable
 - KNX cable
 - BUS cable



Drawing Title: Block Diagram
 Project: GENERAL BLOCK DIAGRAM
 Date: 26/02/2025





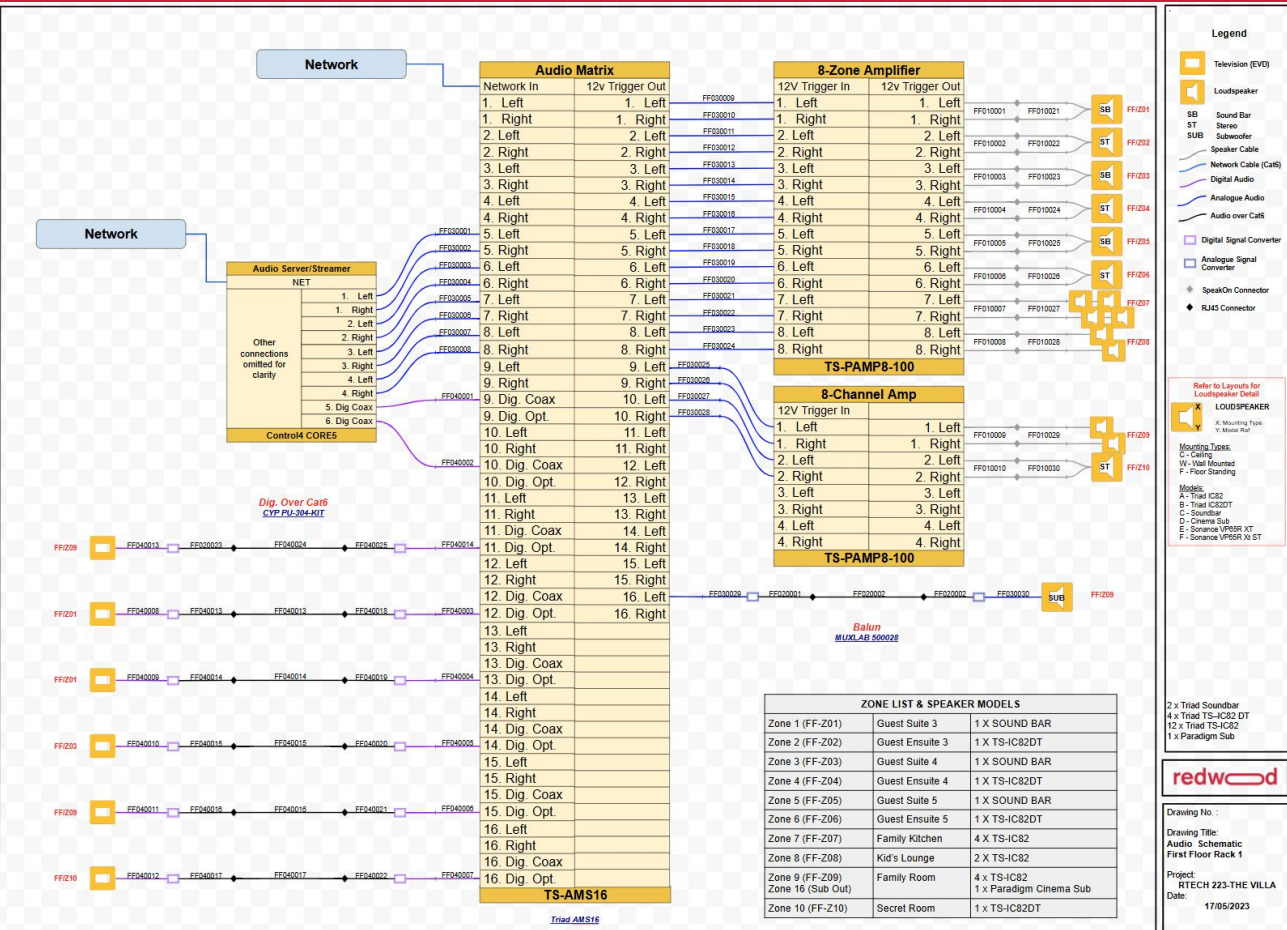
NOTES :

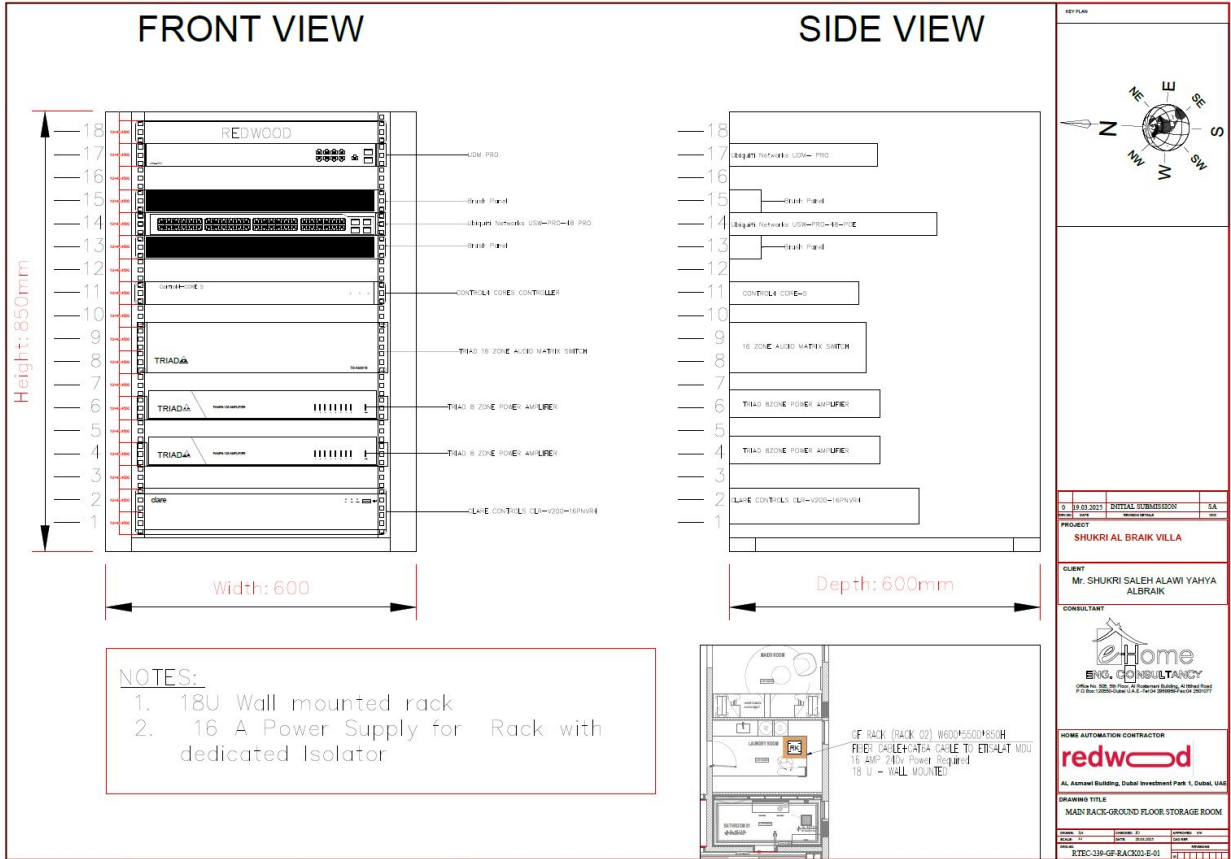
CCTV
 Camera
 CAM X
 Network Cable (CAT5)

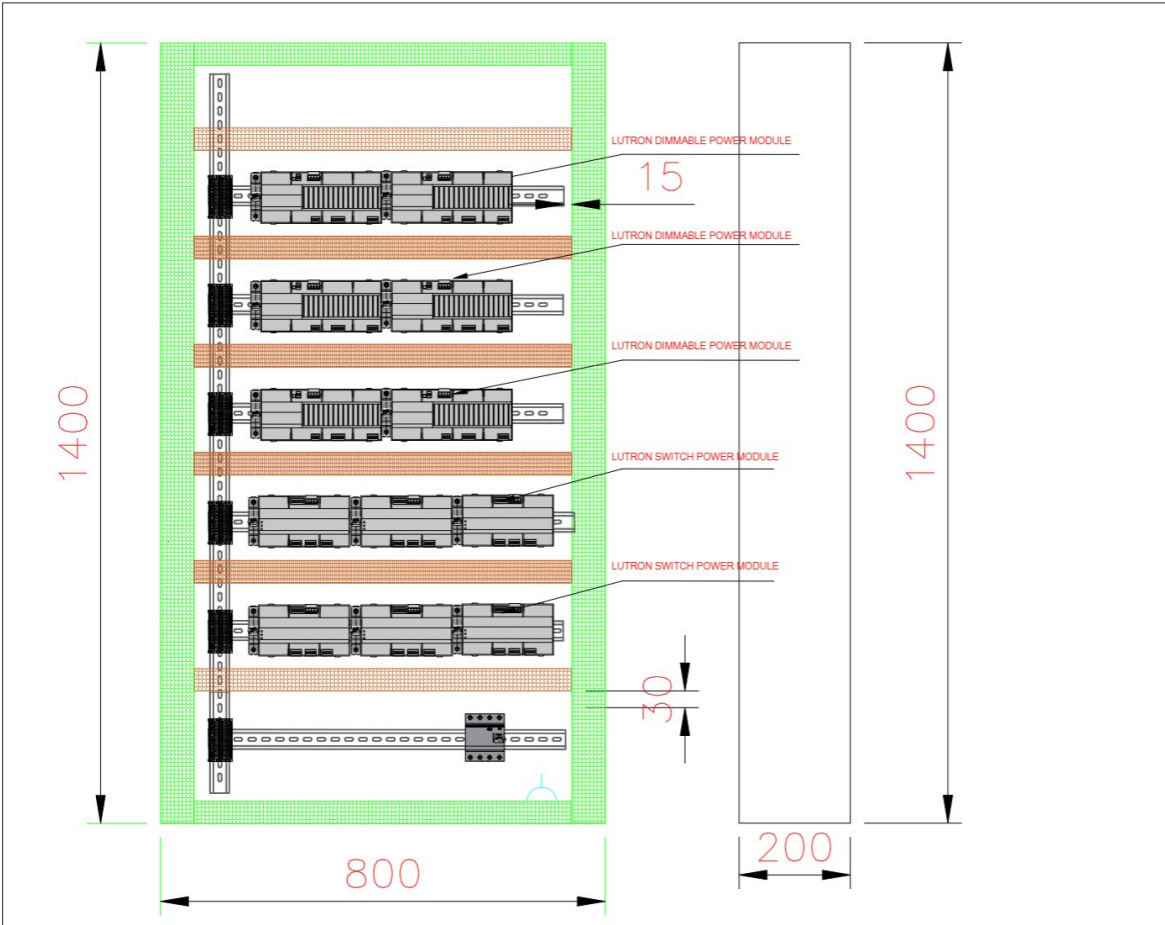
redwood

Drawing No. : 2
 Drawing Title: Network Schematic-2
 Project: Kingdom of sheba
 Date: 26/03/2022









KEY PLAN

NOTE

THIS IS THE JOB A CONSULTANT PROPERTY OF REDWOOD ENGINEERING AND ARCHITECTURE. IT IS NOT TO BE REPRODUCED OR TRANSMITTED IN ANY FORM OR BY ANY MEANS, ELECTRONIC OR MECHANICAL, INCLUDING PHOTOCOPYING, RECORDING, OR BY ANY INFORMATION STORAGE AND RETRIEVAL SYSTEM, WITHOUT THE WRITTEN PERMISSION OF REDWOOD ENGINEERING AND ARCHITECTURE.

MATERIAL LEGEND

SYMBOL	DESCRIPTION
[Symbol]	[Description]
[Symbol]	[Description]
[Symbol]	[Description]
[Symbol]	[Description]
[Symbol]	[Description]
[Symbol]	[Description]
[Symbol]	[Description]
[Symbol]	[Description]

OTHER REFERENCE DOCUMENTS

MATERIAL SUBMITTAL

NO.	DESCRIPTION	STATUS
01	[Description]	[Status]
02	[Description]	[Status]
03	[Description]	[Status]
04	[Description]	[Status]
05	[Description]	[Status]
06	[Description]	[Status]
07	[Description]	[Status]
08	[Description]	[Status]
09	[Description]	[Status]
10	[Description]	[Status]
11	[Description]	[Status]
12	[Description]	[Status]
13	[Description]	[Status]
14	[Description]	[Status]
15	[Description]	[Status]
16	[Description]	[Status]
17	[Description]	[Status]
18	[Description]	[Status]
19	[Description]	[Status]
20	[Description]	[Status]
21	[Description]	[Status]
22	[Description]	[Status]
23	[Description]	[Status]
24	[Description]	[Status]
25	[Description]	[Status]
26	[Description]	[Status]
27	[Description]	[Status]
28	[Description]	[Status]
29	[Description]	[Status]
30	[Description]	[Status]
31	[Description]	[Status]
32	[Description]	[Status]
33	[Description]	[Status]
34	[Description]	[Status]
35	[Description]	[Status]
36	[Description]	[Status]
37	[Description]	[Status]
38	[Description]	[Status]
39	[Description]	[Status]
40	[Description]	[Status]
41	[Description]	[Status]
42	[Description]	[Status]
43	[Description]	[Status]
44	[Description]	[Status]
45	[Description]	[Status]
46	[Description]	[Status]
47	[Description]	[Status]
48	[Description]	[Status]
49	[Description]	[Status]
50	[Description]	[Status]

REFERENCE SHOP DRAWINGS

REFERENCE IFC DRAWINGS

REVISIONS

NO.	DESCRIPTION	DATE
01	[Description]	[Date]
02	[Description]	[Date]
03	[Description]	[Date]
04	[Description]	[Date]
05	[Description]	[Date]
06	[Description]	[Date]
07	[Description]	[Date]
08	[Description]	[Date]
09	[Description]	[Date]
10	[Description]	[Date]
11	[Description]	[Date]
12	[Description]	[Date]
13	[Description]	[Date]
14	[Description]	[Date]
15	[Description]	[Date]
16	[Description]	[Date]
17	[Description]	[Date]
18	[Description]	[Date]
19	[Description]	[Date]
20	[Description]	[Date]
21	[Description]	[Date]
22	[Description]	[Date]
23	[Description]	[Date]
24	[Description]	[Date]
25	[Description]	[Date]
26	[Description]	[Date]
27	[Description]	[Date]
28	[Description]	[Date]
29	[Description]	[Date]
30	[Description]	[Date]
31	[Description]	[Date]
32	[Description]	[Date]
33	[Description]	[Date]
34	[Description]	[Date]
35	[Description]	[Date]
36	[Description]	[Date]
37	[Description]	[Date]
38	[Description]	[Date]
39	[Description]	[Date]
40	[Description]	[Date]
41	[Description]	[Date]
42	[Description]	[Date]
43	[Description]	[Date]
44	[Description]	[Date]
45	[Description]	[Date]
46	[Description]	[Date]
47	[Description]	[Date]
48	[Description]	[Date]
49	[Description]	[Date]
50	[Description]	[Date]

PROJECT INFORMATION

PROPOSED B-G-R RESIDENTIAL VILLA ON PLOT NO. 281-1023 AT AL KHWANEEJ FIRST DUBAI

CLIENT

BADR ABDELLA AHMAD AL GHURUR

CONSULTANT

john r. harris

CLIENT'S CONSULTANT

AL KHANSAHEB

REDWOOD

110, Al Ain Road Building Dubai Investment Park

PROJECT

HOME AUTOMATION

DRAWING TITLE

SPORTS PAVILION
LCR05 VENTILATED ROOM
ELEVATION

DATE

20-01-24

SCALE

1:1

PROJECT NO.

9114 - 200015

DESIGNER

[Name]

CHECKED BY

[Name]

DATE

20-01-24

PROJECT NO.

9114 - 200015

SCALE

1:1

PROJECT NO.

9114 - 200015

DESIGNER

[Name]

CHECKED BY

[Name]

DATE

20-01-24



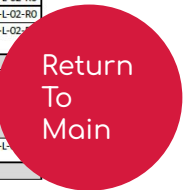


Client:	Mr. SHUKRI SALEH ALAWI YAHYA ALBRAIK
Project:	SHUKRI AL BRAIK VILLA
Plot Number:	0
Revision Number:	Rev 0v1
Date Issued:	14/3/2025

HA / AV / LC / CC / IT / CCTV Cable Schedule

redwood-tech.com
t: +971(0) 48829779 PO Box: 440346 DXB

Area	Type Ident	Cable Ident	Cable Type	Cable Origin	Cable Tail (m)	Cable Destination	Cable Tail (m)	Conduit diameter (mm)	Number of Conduits	Termination Box	DRAWING Reference Number
GROUND FLOOR											
GF Formal Dining	08	1	CAT 6A	Ground floor Network Rack	1.5	Wireless Access Point(Provision)	1.5m		1	NA	Please Refer to REDWOOD Layout RTEC-239-GF-HA-L-02-R0
	01	1	2 Speaker	Ground floor Network Rack	1.5	6.5" Ceiling Speaker 1	1.5m		1	NA	Please Refer to REDWOOD Layout RTEC-239-GF-HA-L-02-R0
	01	2	2 Speaker	Ground floor Network Rack	1.5	6.5" Ceiling Speaker 2	1.5m		1	NA	Please Refer to REDWOOD Layout RTEC-239-GF-HA-L-02-R0
	04	1	Beiden YE00820	GF LCP	1.5	Keypad 06	30cm		1	NA	Please Refer to REDWOOD Layout RTEC-239-GF-HA-L-02-R0
GF Formal Living	08	2	CAT 6A	Ground floor Network Rack	1.5	Wireless Access Point	1.5m		1	NA	Please Refer to REDWOOD Layout RTEC-239-GF-HA-L-02-R0
	01	3	2 Speaker	Ground floor Network Rack	1.5	8" Ceiling Speaker 1	1.5m		1	NA	Please Refer to REDWOOD Layout RTEC-239-GF-HA-L-02-R0
	01	4	2 Speaker	Ground floor Network Rack	1.5	8" Ceiling Speaker 2	1.5m		1	NA	Please Refer to REDWOOD Layout RTEC-239-GF-HA-L-02-R0
	05	1	WIREFATH	GF LCP	1.5	Curtain 1	50cm				
	05	2	WIREFATH	GF LCP	1.5	Curtain 2	50cm				
	04	2	Beiden YE00820	Keypad 06	1.5	Keypad 07	30cm		1	NA	Please Refer to REDWOOD Layout RTEC-239-GF-HA-L-02-R0
GF Family Lounge	08	3	CAT 6A	Ground floor Network Rack	1.5	10" Touch Panel	30cm		1	NA	Please Refer to REDWOOD Layout RTEC-239-GF-HA-L-02-R0
	04	3	Beiden YE00820	Presence Detector 02	1.5	Keypad 05	30cm		1	NA	Please Refer to REDWOOD Layout RTEC-239-GF-HA-L-02-R0
GF Main Entrance	04	4	Beiden YE00820	Keypad 07	1.5	Keypad 08	30cm		1	NA	Please Refer to REDWOOD Layout RTEC-239-GF-HA-L-02-R0
	04	5	Beiden YE00820	Keypad 08	1.5	Presence Detector	1.5m		1	NA	Please Refer to REDWOOD Layout RTEC-239-GF-HA-L-02-R0
GF Lift Corridor	04	6	Beiden YE00820	Presence Detector 05	1.5	Presence Detector 02	1.5m		1	NA	Please Refer to REDWOOD Layout RTEC-239-GF-HA-L-02-R0
GF Office/ Spa	08	4	CAT 6A	Ground floor Network Rack	1.5	Wireless Access Point	1.5m		1	NA	Please Refer to REDWOOD Layout RTEC-239-GF-HA-L-02-R0
	01	5	2 Speaker	Ground floor Network Rack	1.5	6" Ceiling Speaker 1	1.5m		1	NA	Please Refer to REDWOOD Layout RTEC-239-GF-HA-L-02-R0
	01	6	2 Speaker	Ground floor Network Rack	1.5	6" Ceiling Speaker 2	1.5m		1	NA	Please Refer to REDWOOD Layout RTEC-239-GF-HA-L-02-R0
	05	3	WIREFATH	GF LCP	1.5	Curtain	50cm				
	04	7	Beiden YE00820	Presence Detector 01	1.5	Keypad 01	30cm		1	NA	Please Refer to REDWOOD Layout RTEC-239-GF-HA-L-02-R0
GF Heavy Duty Kitchen	08	5	CAT 6A	Ground floor Network Rack	1.5	Wireless Access Point	1.5m		1	NA	Please Refer to REDWOOD Layout RTEC-239-GF-HA-L-02-R0
	08	6	CAT 6A	Ground floor Network Rack	1.5	8" Touch Panel	30cm		1	NA	Please Refer to REDWOOD Layout RTEC-239-GF-HA-L-02-R0
GF Maids Room	08	7	CAT 6A	Ground floor Network Rack	1.5	Wireless Access Point	1.5m		1	NA	Please Refer to REDWOOD Layout RTEC-239-GF-HA-L-02-R0



2. 5GHz COVERAGE:

Access Point Type: U6 Enterprise

Coverage Area Estimation: 140 m² (1,500 ft²) coverage

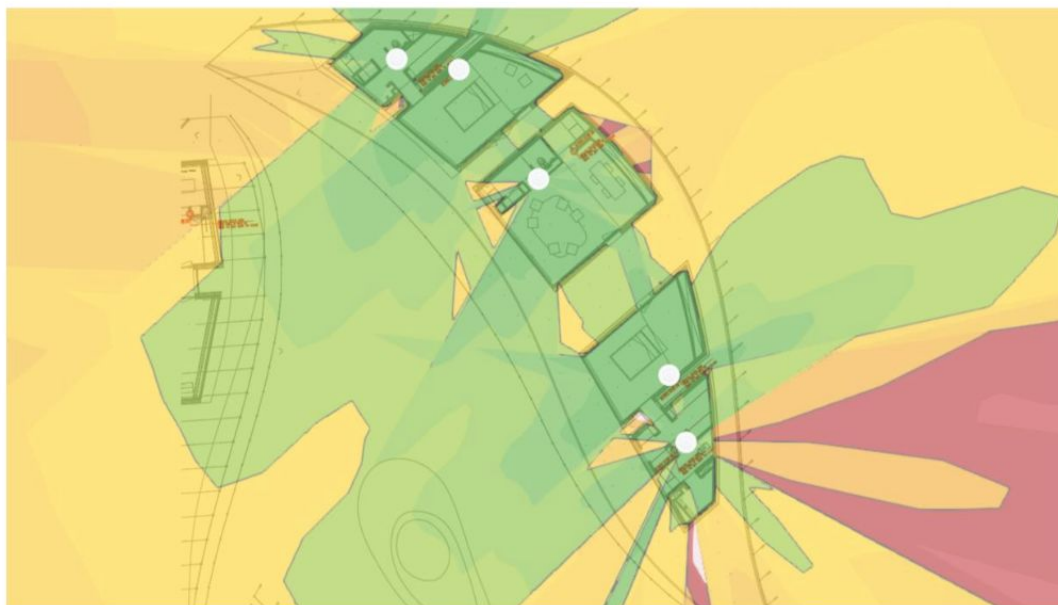
Type of Walls: Dry Wall – Glass – Concrete

Max users/AP: 30 Users

Strength: From -52 dBm to -79 dBm (Recommended Signal Strength Range: -52 dBm to -72 dBm)

Total No. of AP: 5

Coverage Rate: Good Signal

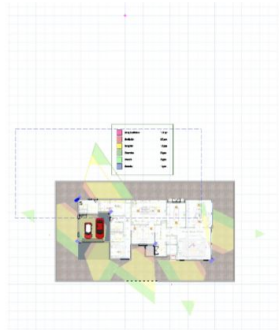


Return
To
Main



Return
To
Main

Camera 5
LUMA: LUM-310-BUL-IP

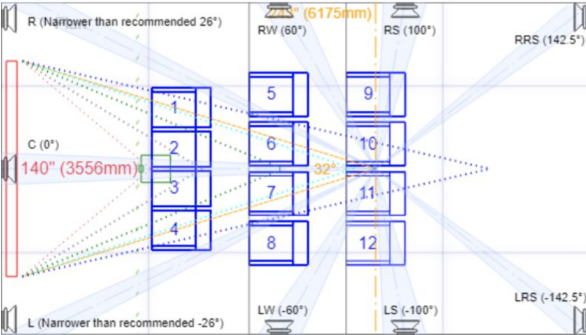
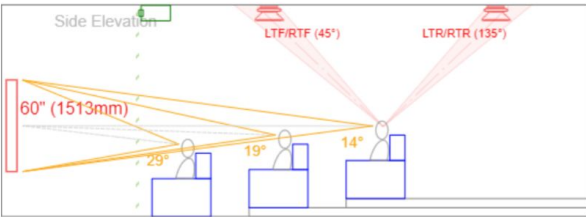


Camera ID	Model	Installation Height, m	Resolution	Focal Length	Sensor Size	Pixels On Target
5	LUMA LUM-310-BUL-IP	3	1920x1080	2.8	1/2.8 16:9	101 ppm

Return
To
Main

Seating Plans, Sight Lines/Viewing Angles and Projector Placement

Any speaker angles shown below are standards-based recommendations. Actual speaker positions are tabulated on the Speaker Placement page.



- Fixed Screen Viewing Angle:**
- 32° Calculated Viewing Angle at MLP
- Cinema Viewing Angles:**
- 80° Widest acceptable
May lead to viewer fatigue
 - 62° Widest recommended SMPTE
 - 45° Reference angle THX / SMPTE
 - 36° Narrowest recommended THX
 - 26° Narrowest acceptable angle THX
- Key:**
- Projector lens throw range
 - Seating guides (bass frequency nulls)

Dolby Atmos 9.1.4 Enhanced Design

Room Layout - view toward screen



Red Wood General Trading LLC



Conference Room Designer LAMAR HQ MEETING ROOM



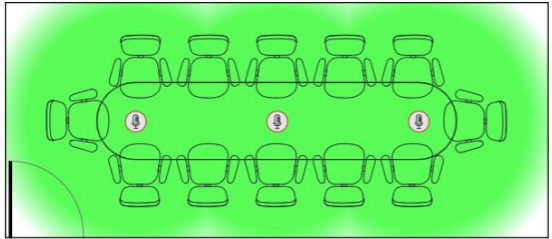
Design company: REDWOOD
 Design engineer: MAHMOUD
 Date Generated: Tue Jan 14 2025 12:58:24 GMT
 Design Location: [Click here](#)

Board Room

ROOM DETAILS

Room Dimensions: 6.5 m x 2.8 m x 3 m
 Ceiling Tile Dimension: No ceiling tiles
 Table Shape: Racetrack
 Table Dimensions: 4.3 m x 0.9 m
 Mic Style: Tabletop
 Mic Coverage: Focused
 Room Acoustics: [Fair](#)
 Speaker Coverage: Full Room

MICROPHONE COVERAGE

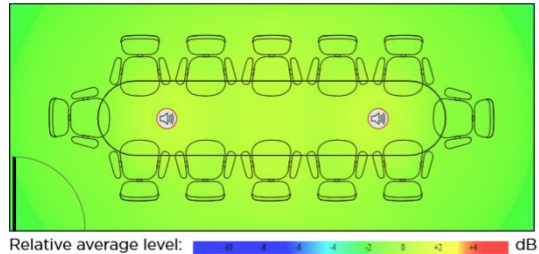


MICROPHONE LOCATIONS

(Distances measured from top-left corner of room diagram and counted from left to right, top to bottom)

Microphone	Horizontal Distance (x)	Vertical Distance (y)
Microphone #1	4.9 m	1.4 m
Microphone #2	1.6 m	1.4 m
Microphone #3	3.3 m	1.4 m

SPEAKER COVERAGE

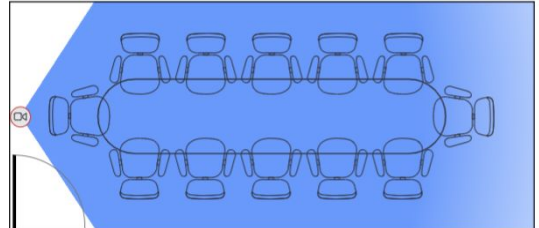


SPEAKER LOCATIONS

(Distances measured from top-left corner of room diagram and counted from left to right, top to bottom)

Speaker	Horizontal Distance (x)	Vertical Distance (y)
Speaker #1	1.9 m	1.4 m
Speaker #2	4.6 m	1.4 m

CAMERA COVERAGE



CAMERA LOCATION

(Distances measured from top-left corner of room diagram)

Camera	Horizontal Distance (x)	Vertical Distance (y)
Camera	0 m	1.4 m



EASE Address 1.1.21

Project Information

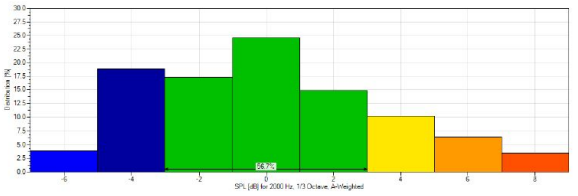
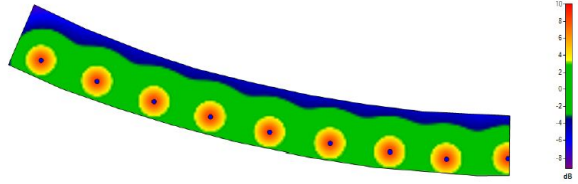
Title:	Top Golf Lower Level A								
Author:	Nathan Williams								
Company:	Redwood Technologies								
Notes:	EASE Address is a software that allows the modeling of acoustic sources, in particular distributed loudspeaker systems, in two dimensions. It only considers the direct field, created by the addition of the sound contributions of the individual loudspeakers.								
Temperature:	24.0°C								
Pressure:	Standard (1010 hPa)								
Humidity:	Standard (60%)								
Mapping:	2000 Hz, A-Weighted, Relative Mapping: ±3dB								
Input Signal Type:	Program (IEC 60268)								
Calculation Accuracy:	Fast Approximation								
Summary Loudspeakers:	<table border="1"> <thead> <tr> <th>Amount</th> <th>Type</th> </tr> </thead> <tbody> <tr> <td>10</td> <td>CMS 803DC BM (Tannoy)</td> </tr> <tr> <td>6</td> <td>CVS4 (Tannoy)</td> </tr> <tr> <td>1</td> <td>CMS 603DC BM (Tannoy)</td> </tr> </tbody> </table>	Amount	Type	10	CMS 803DC BM (Tannoy)	6	CVS4 (Tannoy)	1	CMS 603DC BM (Tannoy)
Amount	Type								
10	CMS 803DC BM (Tannoy)								
6	CVS4 (Tannoy)								
1	CMS 603DC BM (Tannoy)								

Layout Overview



EASE Address 1.1.21

Room: 1. Teeline



Label:	1. Teeline				
Room Height:	3.70 m				
Ear Height:	1.70 m				
Network Voltage:	70.7 V				
Power Consumption:	540W				
Summary Loudspeakers:	<table border="1"> <thead> <tr> <th>Amount</th> <th>Type</th> </tr> </thead> <tbody> <tr> <td>9</td> <td>CMS 803DC BM (Tannoy)</td> </tr> </tbody> </table>	Amount	Type	9	CMS 803DC BM (Tannoy)
Amount	Type				
9	CMS 803DC BM (Tannoy)				

Room Layout:	Nr.	X [m]	Y [m]
	1	-5.69	21.60
	2	0.44	18.83
	3	6.93	16.57
	4	13.84	14.46
	5	20.42	12.72
	6	28.60	11.07
	7	36.45	9.85
	8	41.15	9.49
	9	48.10	8.91
	10	51.92	8.93
	11	51.97	15.73
	12	48.41	15.89



Black Tap, Jumeirah
Al Naseem



Define Body & Mind,
Dubai Marina



Awani Restaurant,
Dubai Mall




Bread Street, Atlantis
the Palm

Return
To
Main

Level Kids, City Walk



Butcha & DRI DRI, JBR



Reebok Crossfit,
Dubai



ATELIER M, DUBAI
MARINA

Return
To
Main

HIPA OFFICES,
DOWNTOWN DUBAI



RIB ROOM, ZABEEL
SARAAY



BIG CHEFS, JBR &
BOX PARK



SUN & MEDITERRANEAN
BAR

Return
To
Main

BARREL 12, PALM
JUMEIRAH



HOUSE OF FRASER,
YAS MALL ABU DHABI



LIGHTING EXPERIENCE,
AL REEM ISLAND, ABU
DHABI




POCO LOCO RESTAURANT,
JBR

Return
To
Main



ADRIATIC
PENTHOUSE,
Philip Gamett

A 29,000 sqft Palace in
Emirates Hills, Designed
by SAK Designs.



Return
To
Main



TopGolf, Dubai

Return
To
Main

Find Us On:



Redwood



redwood_tech



Redwood
Technologies



redwood-tech.com



Al Asmawi Blg, G2, DIP,
Dubai, UAE

redwood

Thank
you